

## How is Your Portfolio Doing?

*Evidence-Based Policy Options To Reduce Prison Construction, Criminal Justice Costs, and Crime*

Blueprints Conference, 2008  
Denver, Colorado  
March 19, 2008

### Steve Aos

Assistant Director  
Washington State Institute for Public Policy  
Phone: (360) 586-2740  
E-mail: saos@wsipp.wa.gov  
Institute Publications: www.wsipp.wa.gov

1 of 15

---

---

---

---

---

---

---

---

## Washington State Institute For Public Policy

Created by the 1983 Washington Legislature

**Mission: carry out non-partisan research on projects assigned by the legislature or the Institute's Board of Directors**

2 of 15

---

---

---

---

---

---

---

---

Overview Background Prison What Works Bottom Line

## Themes

 **Individually:**  
What works and what is economic?

 **Collectively:**  
Can a portfolio of evidence-based programs affect statewide outcomes?

 **Policy Decisions & the Restructuring of Systems**

3 of 15

---

---

---

---

---

---

---

---

Overview | Background | Prison | What Works | Bottom Line

## The "Take Home" Message?

# The "Magic" of Compound Interest!

(Small gains, over time, matter a lot)

4 of 15

---

---

---

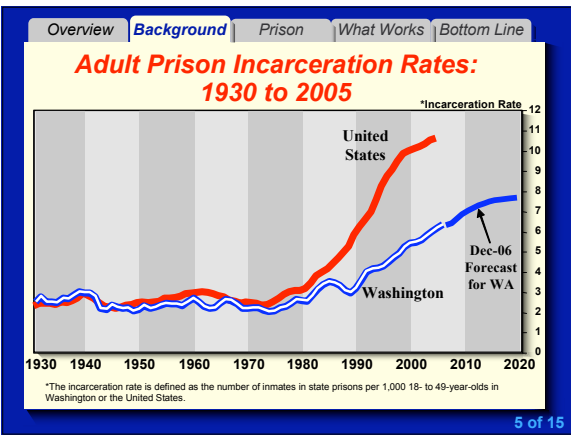
---

---

---

---

---




---

---

---

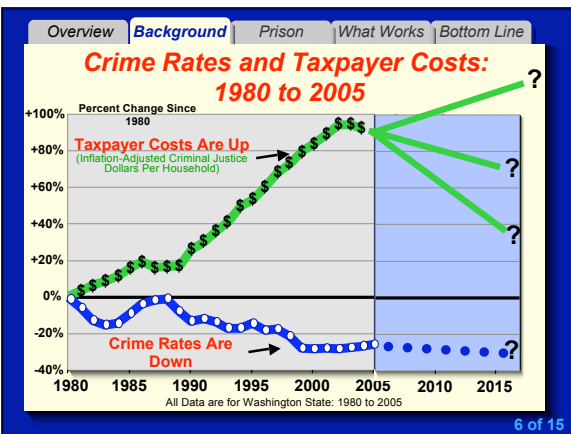
---

---

---

---

---




---

---

---

---

---

---

---

---

Overview | **Background** | Prison | What Works | Bottom Line

**“Evidence-Based”  
Public Policy Levers to Affect Crime**

- ✓ Prisons/Jails
- ✓ Police
- ✓ Programs

All three cost money (no free lunch)  
All three can be effective (or ineffective)  
Therefore, → **Portfolio**

7 of 15

---

---

---

---

---

---

---

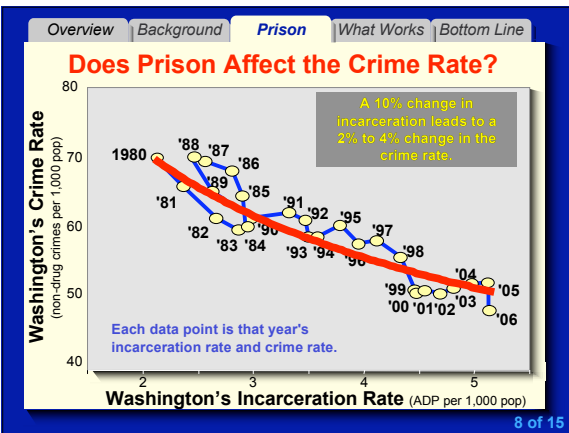
---

---

---

---

---




---

---

---

---

---

---

---

---

---

---

---

---




---

---

---

---

---

---

---

---

---

---

---

---

Overview Background Prison **What Works** Bottom Line

### Our Research Approach: 3 Steps

- 1. What works & what doesn't?**
  - ✓ We located 571 **rigorous** (comparison group), **real world** evaluations of **adult and juvenile** corrections programs, & **prevention**
- 2. What are the economics of each option?**
  - ✓ We estimated the **taxpayer** and **crime victim** benefits and costs to people in Washington
- 3. Statewide, how would alternative "portfolios" affect prison demand, spending, & crime?**
  - ✓ We assessed market potential & developed **Current Level**, **"Moderate"** & **"Aggressive"** portfolios

10 of 15

---

---

---

---

---

---

---

---

---

---

---


---

Overview Background Prison **What Works** Bottom Line

### Our "Consumer Reports" List

1. What Works?
2. What Doesn't?
3. What Are the Benefits & Costs?

[www.wsipp.wa.gov](http://www.wsipp.wa.gov)



11 of 15

---

---

---

---

---

---

---

---

---

---

---

---

Overview Background Prison **What Works** Bottom Line

### EBPs: Selected Results

	Change In Crime (# of EB Studies)	Benefits - Costs (per-person, life cycle)
<b>Adult Offenders</b>		
Adult Drug Courts	-8.0% (57)	\$4,767
Education Prgs., Prison	-7.0% (17)	\$10,669
Drug Tx in Prison (TC or out-patient)	-5.7% (20)	\$7,835
Cog-Behavioral Treatment	-6.3% (25)	\$10,299
ISP: surveillance	-0.0% (23)	-\$3,747
ISP: treatment	-17.1% (11)	\$11,563
<b>Juvenile Offenders</b>		
Functional Family Thpy.	-15.9% (7)	\$31,821
Multisystemic Therapy	-10.5% (10)	\$18,213
Aggression Repl. Trng.	-7.3% (4)	\$14,660
MDT Foster Care	-22.0% (3)	\$77,798
Restorative Justice (low risk)	-8.7% (21)	\$7,067
<b>Prevention</b>		
Pre-School* (low income)	-14.2% (8)	\$12,196
Nurse Family Partnership*	-36.3% (2)	\$27,105

12 of 15

---

---

---

---

---

---

---

---

---

---

---

---



**Thank You!**

---

---

---

---

---

---

---

---